

Introductory sub-table (I)(a)

Name of the Company: HB STOCKHOLDINGS LTD			
Scrip Code, Name of the scrip, class of security: 532216, HB STOCK - EQUITY SHARE, EQUITY			
Quarter ended: 30/06/2012			
Partly paid-up shares:-	No. of partly paid-up shares	As a % of total no. of partly paid-up shares	As a % of total no. of shares of the company
Held by promoter/promoter group	0	0	0
Held by public	0	0	0
Total - D	0	0	0
Outstanding convertible securities:-	No. of outstanding securities	As a % of total no. of outstanding convertible securities	As a % of total no. of shares of the company, assuming full conversion of the convertible securities
Held by promoter/promoter group	0	0	0
Held by public	0	0	0
Total - E	0	0	0
Warrants:-	No. of warrants	As a % of total no. of warrants	As a % of total no. of shares of the company, assuming full conversion of warrants
Held by promoter/promoter group	0	0	0
Held by public	0	0	0
Total - F	0	0	0
Total paid-up capital of the company, assuming full conversion of warrants and convertible securities (Grand Total (A+B+C)+ D+E+F)		23792218	0

Total (A+B+C)	23792218
----------------------	-----------------



Distribution Schedule

HB STOCKHOLDINGS LIMITED

Distribution of	Equity Shares	as on	30/06/2012
Total Nominal value of Rs.	237922180.00	Nominal value of each share/unit Rs.	10.00
Total number of shares/units	23792218	Paid up value of each share/unit Rs.	10.00

TABLE I
Distribution of holdings

Shareholding of value of Rs.	Shareholders		Share holdings		
	Number	% to total	Shares	Amount	% to total
UPTO TO 5000	73189	98.31	5978305	59783050.00	25.13
5001 TO 10000	705	0.95	536406	5364060.00	2.25
10001 TO 20000	283	0.38	409228	4092280.00	1.72
20001 TO 30000	88	0.12	223387	2233870.00	0.94
30001 TO 40000	40	0.05	143134	1431340.00	0.60
40001 TO 50000	24	0.03	108332	1083320.00	0.46
50001 TO 100000	53	0.07	366798	3667980.00	1.54
100001 and Above	66	0.09	16026628	160266280.00	67.36
** G Total	74448	100:00	23792218	237922180.00	100.00




Annexure II
HB STOCKHOLDINGS LIMITED

(I) (a) Statement showing Shareholding Pattern as on 30/06/2012

Category code (I)	Category of shareholder (II)	Number of shareholders (III)	Total Number of Shares (IV)	Number of shares held in dematerialized form (V)	Total Shareholding as a percentage of total no. of shares		Shares Pledged or otherwise encumbered	
					As a percentage of (A+B) (VI)	As a percentage of (A+B+C) (VII)	No. of shares (VIII)	As a percentage (IX)=(VIII)/(IV)*100
(A) Shareholding of promoter and promoter Group								
(1) Indian								
(a)	INDIVIDUALS/HUF	7	1,25,62,307	1,25,62,307	52.80	52.80	0	0.00
(b)	CENTRAL GOVERNMENT/STATE GOVERNMENT	0	0	0	0.00	0.00	0	0.00
(c)	BODIES CORPORATE	2	98,814	98,814	0.42	0.42	0	0.00
(d)	FINANCIAL INSTITUTIONS/BANKS	0	0	0	0.00	0.00	0	0.00
(e)	ANY OTHER (SPECIFY)	0	0	0	0.00	0.00	0	0.00
	Sub-Total (A) (1)	9	1,26,61,121	1,26,61,121	53.22	53.22	0	0.00
(2) Foreign								
(a)	INDIVIDUALS(NRI)/FOREIGN INDIVIDUALS	0	0	0	0.00	0.00	0	0.00
(b)	BODIES CORPORATE	0	0	0	0.00	0.00	0	0.00
(c)	INSTITUTIONS	0	0	0	0.00	0.00	0	0.00
(d)	ANY OTHER (SPECIFY)	0	0	0	0.00	0.00	0	0.00
	Sub-Total (A) (2)	0	0	0	0.00	0.00	0	0.00
	Total (A)	9	1,26,61,121	1,26,61,121	53.22	53.22	0	0.00
(B) Public shareholding								
(1) Institutions								
(a)	MUTUAL FUNDS/UTI	7	8,600	0	0.04	0.04	0	0.00
(b)	FINANCIAL INSTITUTIONS/BANKS	4	20,190	19,900	0.08	0.08	0	0.00
(c)	CENTRAL GOVERNMENT/STATE GOVERNMENT	0	0	0	0.00	0.00	0	0.00
(d)	VENTURE CAPITAL FUND	0	0	0	0.00	0.00	0	0.00
(e)	INSURANCE COMPANIES	0	0	0	0.00	0.00	0	0.00
(f)	FOREIGN INSTITUTIONAL INVESTORS	0	0	0	0.00	0.00	0	0.00
(g)	FOREIGN VENTURE CAPITAL INVESTORS	0	0	0	0.00	0.00	0	0.00
(h)	ANY OTHER SPECIFY	0	0	0	0.00	0.00	0	0.00
	Sub-Total (B) (1)	11	28,790	19,900	0.12	0.12	0	0.00
(2) Non-institutions								
(a)	BODIES CORPORATE	284	16,31,857	15,93,026	6.86	6.86	0	0.00
(b)	i) INDIVIDUALS -HOLD UPTO 1 LAKH (NOM VALUE)	73424	73,75,515	34,54,225	31.00	31.00	0	0.00
	ii) INDIVIDUALS -HOLD ABOVE 1 LAKH (NOM VALUE)	39	17,83,246	17,83,246	7.50	7.50	0	0.00
(c)	ANY OTHER (SPECIFY)- A) CLEARNG MEMBERS	37	69,204	69,204	0.29	0.29	0	0.00
	B) NON-RESIDENTS	644	2,42,485	1,19,512	1.02	1.02	0	0.00
	C) TRUST	0	0	0	0.00	0.00	0	0.00
	Sub-Total (B) (2)	74428	1,11,02,307	70,19,213	46.67	46.67	0	0.00
	Total (B)	74439	1,11,31,097	70,39,113	46.79	46.79	0	0.00



Category code	Category of shareholder	Number of shareholders	Total Number of Shares	Number of shares held in dematerialized form	Total Shareholding as a percentage of total no. of shares		Shares Pledged or otherwise encumbered	
					As a percentage of (A+B) (VI)	As a percentage of (A+B+C) (VII)	No. of shares (VIII)	As a percentage (IX)=(VIII)/(IV)*100
(I)	(II)	(III)	(IV)	(V)	(VI)	(VII)	(VIII)	(IX)
(C)	Shares held by Custodians and against which							
	Depository Receipts have been issued							
	SHARES HELD BY CUSTODIANS	0	0	0	0.00	0.00	0	0.00
	Sub-Total (C)	0	0	0	0.00	0.00	0	0.00
	Total (C)	0	0	0	0.00	0.00	0	0.00
	Grand-Total	74448	2,37,92,218	1,97,00,234	100.00	100.00	0	0.00



Annexure II
HB STOCKHOLDINGS LIMITED

4) (b) Statement showing holding of securities (including shares, warrants, convertible securities) of persons belonging to the category "Promoter and Promoter Group" as on 30/06/2012

Sr. No.	Folio# / DFID/CLID	Name of the shareholder	Details of Shares held		Encumbered shares(*)			Details of warrants		Details of convertible securities		Total shares (including shares assuming full conversion of warrants and convertible securities) as a % of diluted share capital
			Number of shares held	As a % of grand total (A)+(B)+(C)	Number	As a per centage of (III)*100	As a % of grand total (A)+(B)+(C) of sub-classes (I) (ii)	No. of Warrants held	As a % of total no. of warrants of the same class	No. of convertible securities held	As a % of total no. of convertible securities of the same class	
1	IN300931/10000053	Agle Bhasin	4,39,990	1.85	0	0.00	0.00					
2	IN300931/10004014	Ayash Kapur	75,000	0.32	0	0.00	0.00					
3	IN300931/10004906	Kanishk Kapur	75,000	0.32	0	0.00	0.00					
4	IN300931/10022974	Lalit Bhasin	1,13,37,518	47.65	0	0.00	0.00					
5	IN300931/10000045	Lalit Bhasin	4,84,799	2.04	0	0.00	0.00					
6	IN300931/10005925	Manasvin Anon	75,000	0.32	0	0.00	0.00					
7	IN300931/10005916	Mohar Arora	75,000	0.32	0	0.00	0.00					
8	IN300931/10000877	Menygold Investments Ltd	30,494	0.13	0	0.00	0.00					
9	IN300931/10003294	RRB MASTER HOLDINGS LIMITED	68,320	0.29	0	0.00	0.00					
Grand Total			1,26,61,121	53.22	0	0.00	0.00	-	-	-	-	-



Annexure II

HB STOCKHOLDINGS LIMITED

(1) (c)(i) Statement showing holding of securities (including shares, warrants, convertible securities) of persons belonging to the category "Public" and holding more than 1% of the total number of shares as on 30/06/2012

Sr. No.	Folio# / DPID, CLID	Name of the shareholder	Number of shares	Shares as a percentage of total number of shares (i.e. Grand total (A+B+C)) in para(D)(a) above	Details of warrants		Details of convertible securities		Total shares (including shares assuming full conversion of warrants and convertible securities) as a % of diluted share capital
					No. of Warrants held	As a % of total no. of warrants of the same class	No. of convertible securities held	As a % of total no. of convertible securities of the same class	
1	IN300020/30133415	DELHI IRON & STEEL CO (P) LTD	8,94,707	3.76					
2	IN300724/10102545	ROHIT KHULLAR MOHIT KHULLAR	5,55,511	2.33					
Grand-Total			14,50,218	6.09					




Annexure II

HB STOCKHOLDINGS LIMITED

(1) (c)(ii) Statement showing holding of securities (including shares, warrants, convertible securities) of persons (together with PAC) belonging to the category "Public" and holding more than 5% of the total number of shares as on 30/06/2012


Sl. No.	Folio# / DPID, CLID	Name of the shareholder	Number of shares	Shares as a percentage of total number of shares (i.e Grand total (A+B+C)) in para(I)(a) above	Details of warrants		Details of convertible securities		Total shares (including shares assuming full conversion of warrants and convertible securities) as a % of diluted share capital
					No. of Warrants held	As a % of total no. of warrants of the same class	No. of convertible securities held	As a % of total no. of convertible securities of the same class	
1		NIL	0	0.00	-	-	-	-	-
Grand-Total			0	0.00	-	-	-	-	-



Annexure II
HB STOCKHOLDINGS LIMITED

(1) (d) Statement showing details of lock-in shares as on 30/06/2012

Sr. No.	Folio# / DPID, CLID	Name of the shareholder	Category of Shareholders (promoters/ Public)	Number of shares	Shares as a percentage of total number of shares (i.e Grand total (A+B+C)) in para(I)(a) above
		NIL		NIL	NIL
Grand-Total				NIL	NIL



Annexure II
HB STOCKHOLDINGS LIMITED

Shareholding Pattern as on 30/06/2012

(II) (a) Statement showing details of Depository Receipts (DRs)

Sr No.	Type of Outstanding DR (ADRs, GDRs,SDRs,etc.	Number of Outstanding DRs	Number of shares underlying outstanding DRs	Shares underlying outstanding DRs as a percentage of total number of shares {i.e. Grand Total (A)+(B) +(C) indicated in the statement at para (1) (a) above }
			NIL	
	TOTAL			

(II) (b) Statement showing Holding of Depository Receipts (DRs), where underlying shares are in excess of 1% of the total number of shares

Sr No.	Name of the DR Holder	Type of Outstanding DR (ADRs, GDRs,SDRs,etc.	Number of shares underlying outstanding DRs	Shares underlying outstanding DRs as a percentage of total number of shares {i.e. Grand Total (A)+(B) +(C) indicated in the statement at para (1) (a) above }
			NIL	
	TOTAL			



A handwritten signature or scribble in the bottom right corner of the page.